

Scaled data based on original data using
LM-79-08 Approved Method: Electrical and Photometric Measurements of Solid-
State Lighting Products

Test Report Prepared for
Cooper Lighting Solutions
(formerly Eaton)

Brand: STREETWORKS

Report Number: P452419

Luminaire Tested: **GLAN-SA3B-760-U-T4FT-HSS**

Issue Date: 1/4/2021

Test Information

Test Method: LM-79-08
Report Number: P452419
TEST IS SCALED FROM IESNA LM-79-08 TEST DATA (G3-2011-042-29)
Test Lab: INNOVATION CENTER
Issue Date: 1/4/2021
Manufacturer: COOPER LIGHTING SOLUTIONS (FORMERLY EATON)
Product Line: STREETWORKS
Catalog Number: GLAN-SA3B-760-U-T4FT-HSS
Description: GALLEON AREA AND ROADWAY LUMINAIRE
(3) 70 CRI, 5700K, 800mA LIGHTSQUARES WITH 16 LEDS EACH AND TYPE IV FORWARD THROW OPTICS WITH HOUSE SIDE SHIELD
Light Source: -
Ballast/Driver: ELECTRONIC DRIVER

Summary

Lumens per Lamp: N/A
Luminaire Lumens: 12232 lumens
Efficiency: N/A
Efficacy: 101.1 lumens/watt
Luminous Opening: Rectangular (W 1' x L: 1' x H: 0')
IES Classification: Type IV - Short
BUG Rating: B1 - U0 - G3

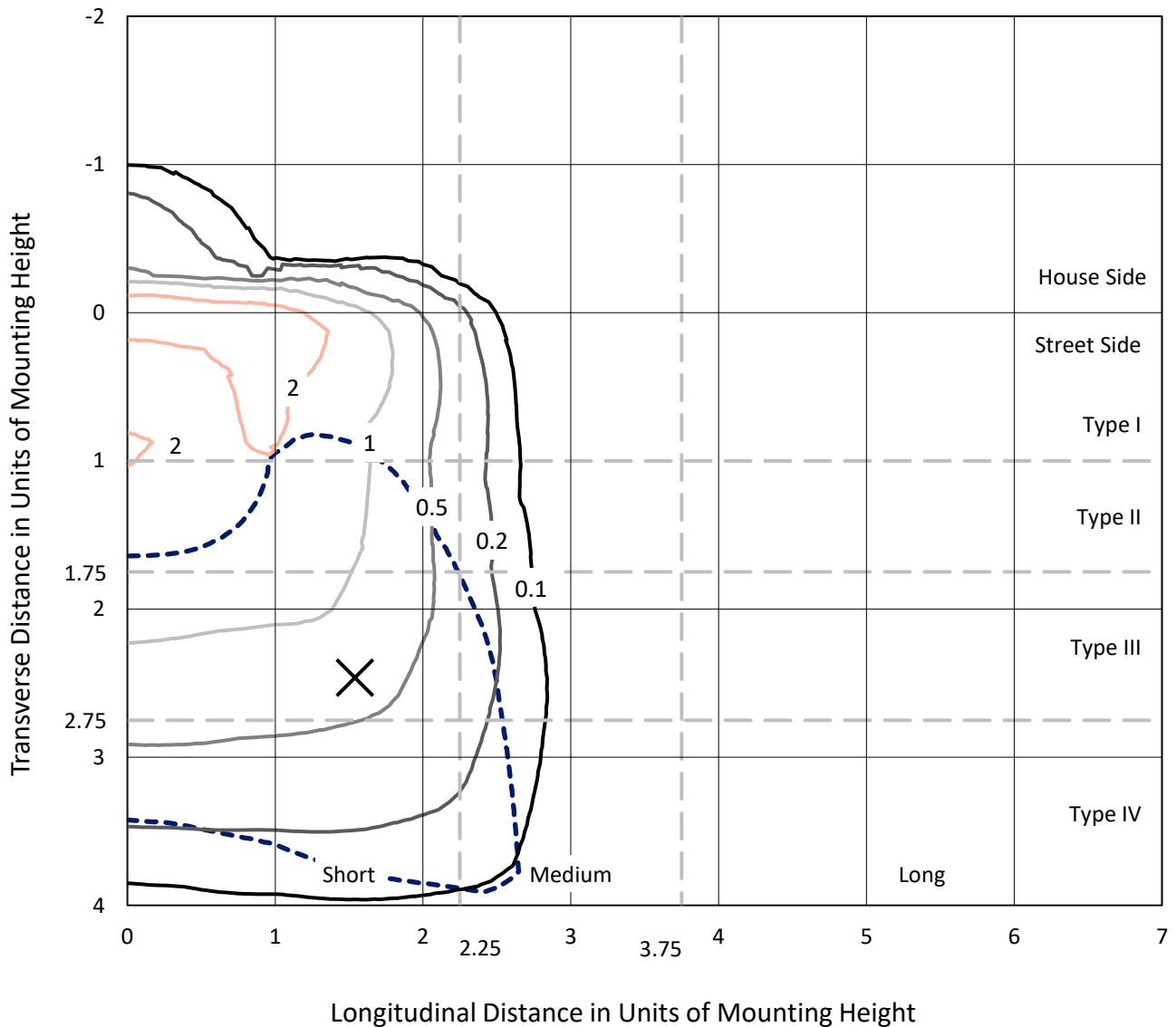
Input Watts (W): 121
Input Voltage (V): NR
Input Current (A_{in}): NR
Voltage Rise (V): NR
Power Factor: NR
Total Harmonic Distortion (THDi): NR
Frequency (hertz): 60
Stabilization Time: NR
Operation Time: NR
Ambient Temperature (°C): NR
Test Distance: 24 FT



REPORT NUMBER: P452419
 CATALOG NUMBER: GLAN-SA3B-760-U-T4FT-HSS

Iso-Footcandle Lines of Horizontal Illumination

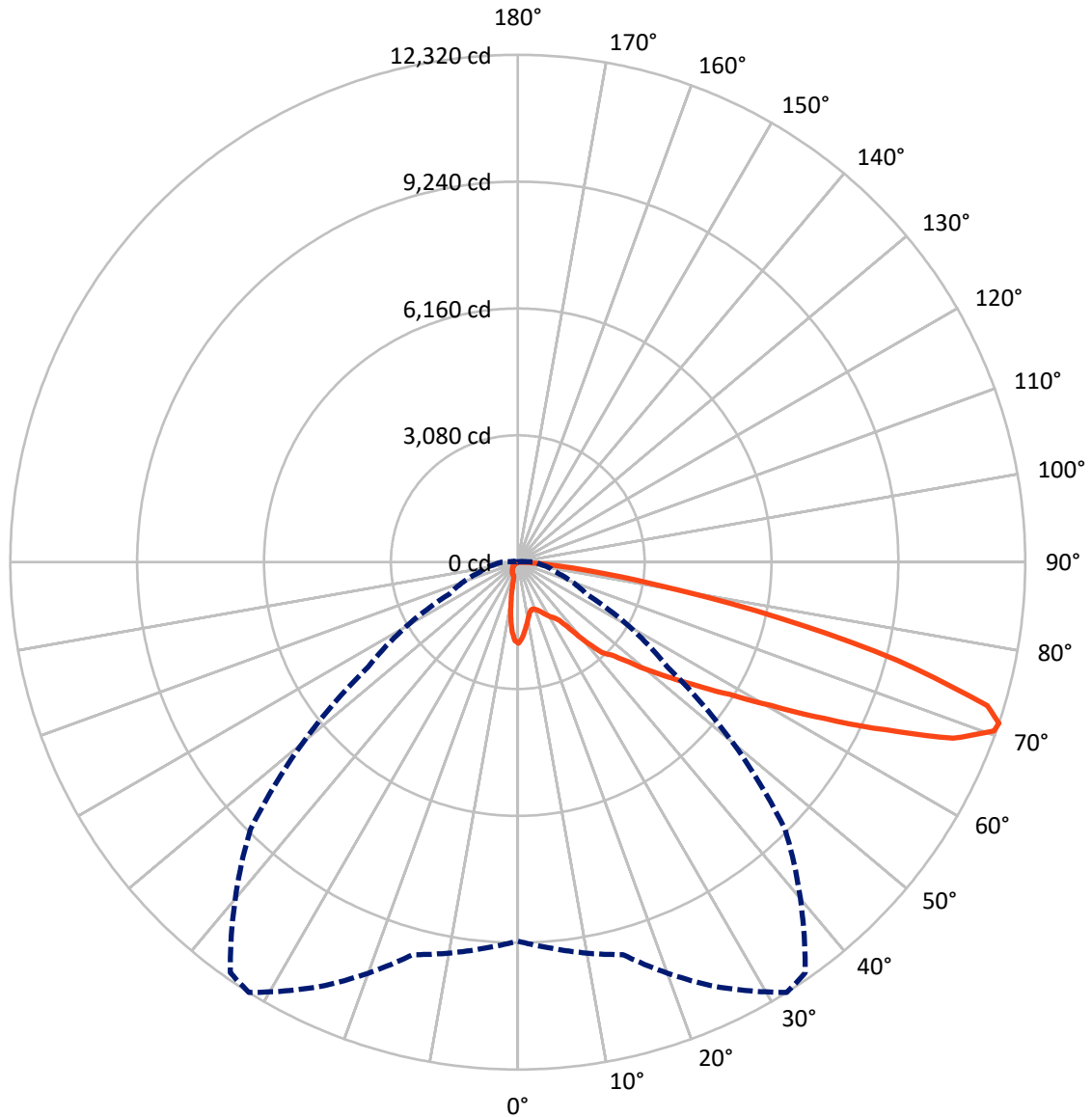
× Max cd
 - - - 1/2 Max cd



Based on 25 foot mounting height. Maximum calculated value = 3.1 fc
 Type IV - Short - N/A

REPORT NUMBER: P452419
CATALOG NUMBER: GLAN-SA3B-760-U-T4FT-HSS

Luminous Intensity Polar Plot



— Vertical Plane Through 32-Deg Lateral - - - Horizontal Cone Through 71-Deg Vertical

REPORT NUMBER: P452419
 CATALOG NUMBER: GLAN-SA3B-760-U-T4FT-HSS

FLUX DISTRIBUTION:

		Downward	Upward	Total
House Side	Lumens	1024.6	0.0	1024.6
	% Fixture	8.4	0.0	8.4
Street Side	Lumens	11207.4	0.0	11207.4
	% Fixture	91.6	0.0	91.6
Total	Lumens	12232.0	0.0	12232.0
	% Fixture	100.0	0.0	100.0

Coefficient of Utilization

ZONAL LUMENS:

Zone	Lumens	% Fixture
0°-10°	160.0	1.3
10°-20°	347.1	2.8
20°-30°	540.0	4.4
30°-40°	899.7	7.4
40°-50°	1673.6	13.7
50°-60°	2687.1	22.0
60°-70°	3614.3	29.5
70°-80°	2144.4	17.5
80°-90°	165.7	1.4
90°-100°	0.0	0.0
100°-110°	0.0	0.0
110°-120°	0.0	0.0
120°-130°	0.0	0.0
130°-140°	0.0	0.0
140°-150°	0.0	0.0
150°-160°	0.0	0.0
160°-170°	0.0	0.0
170°-180°	0.0	0.0
0°-90°	12232.0	100.0
0°-180°	12232.0	100.0

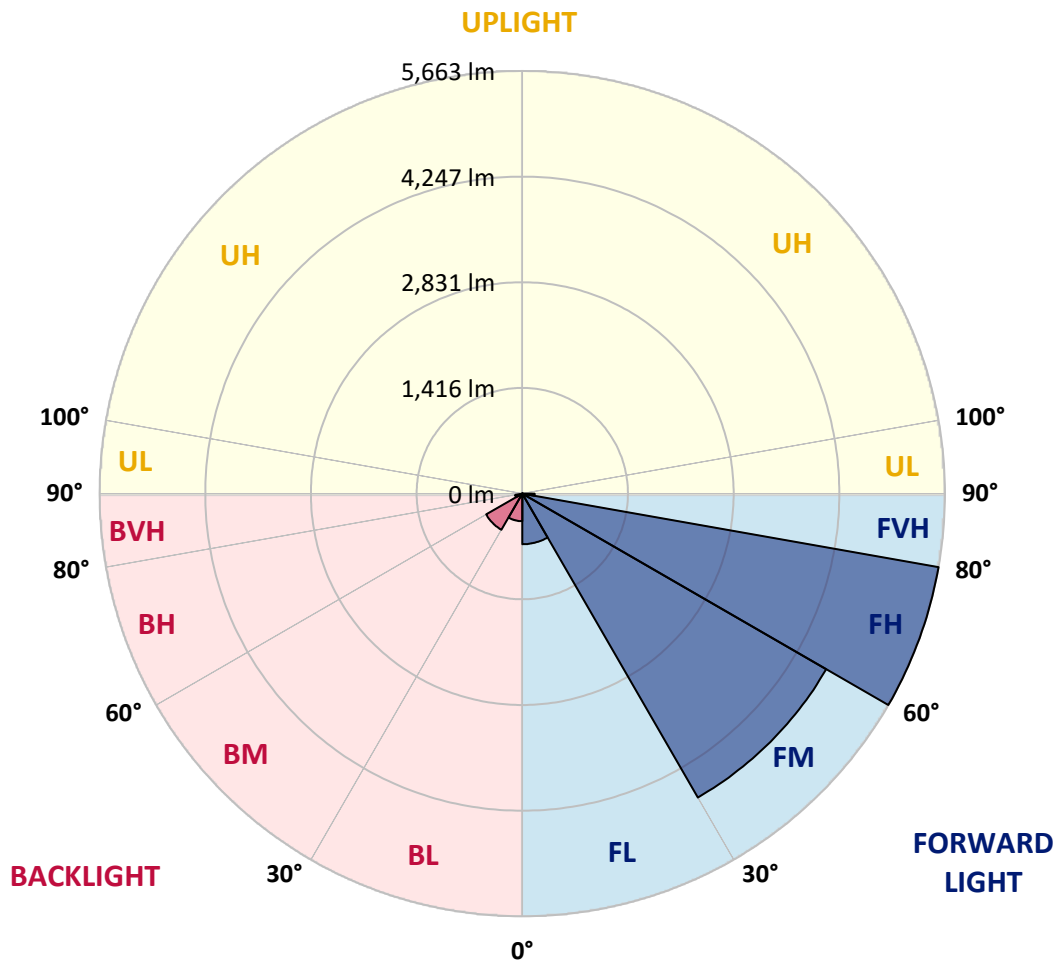


REPORT NUMBER: P452419
 CATALOG NUMBER: GLAN-SA3B-760-U-T4FT-HSS

LUMINAIRE CLASSIFICATION SYSTEM LUMEN TABLE AND BUG RATING:

Zone	Lumens	% Fixture	Zone Rating/Lumen Limit		
			B	U	G
FL (0°-30°)	678.0	5.5			
FM (30°-60°)	4701.5	38.4			
FH (60°-80°)	5662.8	46.3			G3/7500
FVH (80°-90°)	165.1	1.3			G2/225
BL (0°-30°)	369.2	3.0	B1/500		
BM (30°-60°)	558.9	4.6	B1/1000		
BH (60°-80°)	95.8	0.8	B0/110		G0/110
BVH (80°-90°)	0.6	0.0			G0/10
UL (90°-100°)	0.0	0.0		U0/0	
UH (100°-180°)	0.0	0.0		U0/0	

BUG Rating: B1-U0-G3
 Type IV Short





REPORT NUMBER: P452419

CATALOG NUMBER: GLAN-SA3B-760-U-T4FT-HSS

CANDELA DISTRIBUTION (FULL):

	0°	5°	15°	25°	32°	35°	45°	55°	65°	75°	85°
0°	1967.1	1967.1	1967.1	1967.1	1967.1	1967.1	1967.1	1967.1	1967.1	1967.1	1967.1
2.5°	1824.4	1843.2	1840.3	1846.9	1862.9	1869.4	1887.3	1907.0	1934.2	1953.0	1965.2
5°	1633.8	1647.9	1649.7	1682.6	1698.6	1716.4	1769.0	1826.3	1890.1	1940.8	1974.6
7.5°	1430.0	1437.5	1452.6	1495.7	1536.1	1554.0	1633.8	1733.3	1833.8	1928.6	1989.6
10°	1261.9	1270.4	1297.6	1343.6	1381.2	1404.7	1515.5	1640.3	1781.2	1922.0	2011.2
12.5°	1166.2	1170.9	1181.2	1222.5	1270.4	1295.7	1415.0	1557.7	1738.9	1924.8	2047.8
15°	1159.6	1157.7	1145.5	1162.4	1205.6	1231.9	1348.3	1501.4	1701.4	1934.2	2091.0
17.5°	1194.3	1189.6	1160.5	1160.5	1196.2	1217.8	1320.2	1471.3	1682.6	1955.8	2152.1
20°	1247.9	1240.4	1192.5	1188.7	1223.4	1246.0	1337.1	1473.2	1686.4	1996.2	2233.8
22.5°	1315.5	1307.0	1234.7	1236.6	1274.2	1296.7	1385.9	1507.0	1709.8	2046.0	2321.1
25°	1403.7	1394.3	1308.9	1305.1	1344.6	1364.3	1458.2	1567.1	1742.7	2107.9	2435.6
27.5°	1521.1	1501.4	1399.0	1393.4	1435.7	1461.0	1545.5	1647.9	1800.9	2193.4	2589.6
30°	1617.8	1596.2	1498.6	1483.5	1528.6	1548.3	1635.6	1756.8	1915.5	2342.7	2802.8
32.5°	1744.6	1712.6	1598.1	1558.7	1606.5	1631.9	1766.2	1959.6	2085.4	2500.4	3056.3
35°	2030.0	2010.3	1870.4	1732.4	1729.5	1761.5	1958.6	2164.3	2260.0	2746.4	3401.8
37.5°	2438.4	2424.4	2276.0	2091.0	2037.5	2022.5	2192.4	2389.6	2538.9	3084.4	3803.7
40°	2912.6	2879.8	2743.6	2586.8	2517.3	2473.2	2468.5	2724.8	2903.2	3543.6	4222.5
42.5°	3252.5	3192.4	3027.2	3015.9	3000.9	2954.9	2821.5	3215.0	3373.6	4037.5	4670.3
45°	3609.3	3518.2	3272.2	3230.0	3224.3	3221.5	3354.9	3795.2	3886.3	4572.7	5130.4
47.5°	3886.3	3814.0	3612.1	3593.4	3616.8	3680.7	4060.0	4411.2	4392.4	5049.7	5516.3
50°	4255.3	4200.9	3976.4	4012.1	4133.3	4237.5	4855.3	5082.5	4808.4	5425.2	5797.1
52.5°	4691.0	4590.5	4382.1	4478.8	4664.7	4838.4	5699.4	5670.3	5100.4	5707.9	6006.5
55°	5068.4	4997.1	4925.7	5026.2	5304.1	5521.0	6461.8	6110.7	5312.6	5935.1	6098.5
57.5°	5706.9	5690.0	5616.8	5719.1	6056.2	6281.6	7144.5	6452.5	5448.7	6053.4	5990.5
60°	6651.5	6624.3	6488.1	6618.6	7058.1	7412.1	7773.6	6759.5	5479.7	6007.4	5679.7
62.5°	7787.6	7694.7	7578.3	7770.7	8373.5	8529.4	8366.0	6941.6	5364.2	5641.2	4930.4
65°	8848.6	8752.9	8755.7	9161.3	9817.6	9923.7	9057.1	6914.4	5026.2	4723.8	3636.5
67.5°	9660.8	9644.9	9759.4	10551.0	11409.2	11335.9	9674.9	6506.9	4024.3	3061.9	1932.4
70°	9702.2	9733.1	10061.8	11397.9	12269.2	12152.8	9622.3	5289.1	2508.9	1408.4	761.5
71°	9202.6	9411.1	9865.5	11371.6	12319.9	12168.8	9179.2	4430.0	1840.3	982.1	549.3
72.5°	7842.1	7952.0	8934.1	10702.1	11919.0	11596.0	8055.2	3105.1	1178.4	600.9	315.5
75°	4319.2	4589.6	5983.0	8396.1	9533.1	9249.6	5249.7	1475.1	587.8	328.6	130.5
77.5°	2056.3	2003.7	2919.2	4993.3	6463.7	6448.7	2645.0	655.4	342.7	222.5	65.7
80°	587.8	661.0	1117.3	2373.7	3588.7	3628.1	1015.9	316.4	237.6	173.7	33.8
82.5°	177.5	181.2	410.3	1049.7	1784.9	1682.6	381.2	161.5	170.9	138.0	19.7
85°	31.0	38.5	121.1	369.9	680.7	516.4	95.8	77.0	112.7	91.1	11.3
87.5°	1.9	2.8	40.4	42.3	60.1	34.7	16.9	11.3	24.4	24.4	6.6
90°	0.0	0.0	0.0	0.0	0.0	0.0	0.0	0.0	0.0	0.0	0.0



REPORT NUMBER: P452419

CATALOG NUMBER: GLAN-SA3B-760-U-T4FT-HSS

CANDELA DISTRIBUTION (continued):

	90°	95°	105°	115°	125°	135°	145°	155°	165°	175°	180°
0°	1967.1	1967.1	1967.1	1967.1	1967.1	1967.1	1967.1	1967.1	1967.1	1967.1	1967.1
2.5°	1973.7	1979.3	1975.5	1967.1	1953.0	1936.1	1913.6	1894.8	1878.8	1870.4	1880.7
5°	1985.9	1993.4	1974.6	1932.4	1868.5	1799.0	1720.2	1659.1	1611.2	1596.2	1590.6
7.5°	2004.7	2009.3	1958.6	1864.8	1729.5	1565.2	1421.6	1300.4	1206.5	1178.4	1137.1
10°	2029.1	2026.3	1930.5	1755.8	1518.3	1271.3	1048.8	883.6	758.7	713.6	709.8
12.5°	2066.6	2051.6	1894.8	1607.5	1266.6	943.6	668.5	523.0	444.1	417.8	412.2
15°	2113.6	2077.9	1838.5	1433.8	969.9	609.4	412.2	368.1	357.7	355.9	354.0
17.5°	2169.0	2112.6	1764.3	1220.6	681.7	395.3	344.6	343.7	344.6	342.7	341.8
20°	2244.1	2149.3	1676.0	968.1	450.7	333.3	328.6	328.6	329.6	328.6	328.6
22.5°	2323.9	2192.4	1567.1	739.0	339.9	316.4	315.5	317.4	319.2	318.3	318.3
25°	2422.5	2248.8	1423.4	506.1	304.2	302.3	303.3	307.0	310.8	311.7	310.8
27.5°	2565.2	2318.3	1269.5	348.3	278.9	280.7	290.1	299.5	305.2	306.1	306.1
30°	2725.8	2395.3	1068.5	282.6	258.2	258.2	269.5	287.3	299.5	301.4	302.3
32.5°	2932.3	2484.5	846.0	254.5	238.5	236.6	246.9	268.5	291.1	297.6	297.6
35°	3187.7	2589.6	629.1	236.6	224.4	219.7	225.3	243.2	272.3	291.1	293.0
37.5°	3487.3	2689.1	460.1	220.7	211.3	204.7	208.4	222.5	246.0	274.2	281.7
40°	3764.2	2777.4	343.7	207.5	198.1	193.4	196.2	202.8	222.5	248.8	253.5
42.5°	4066.6	2846.0	273.2	193.4	185.0	183.1	183.1	185.9	199.1	214.1	215.0
45°	4368.0	2870.4	229.1	176.5	170.9	172.8	171.8	169.9	175.6	173.7	173.7
47.5°	4583.0	2841.3	189.7	160.6	160.6	163.4	158.7	152.1	149.3	138.0	139.0
50°	4730.4	2735.2	155.9	141.8	149.3	153.0	143.7	133.3	123.0	110.8	108.0
52.5°	4791.5	2546.4	127.7	117.4	132.4	137.1	125.8	113.6	97.7	87.3	84.5
55°	4752.0	2313.6	106.1	95.8	111.7	117.4	106.1	92.0	74.2	62.9	61.0
57.5°	4578.3	2035.6	90.1	76.1	89.2	93.0	85.4	70.4	52.6	41.3	41.3
60°	4277.8	1748.3	73.2	60.1	66.7	72.3	64.8	50.7	35.7	25.4	23.5
62.5°	3668.5	1419.7	59.2	46.9	46.9	51.6	45.1	36.6	22.5	13.1	12.2
65°	2648.8	973.7	46.9	34.7	33.8	33.8	28.2	24.4	13.1	5.6	3.8
67.5°	1439.4	549.3	37.6	26.3	23.5	22.5	17.8	14.1	5.6	0.9	0.0
70°	566.2	211.3	29.1	17.8	15.0	14.1	9.4	6.6	3.8	0.0	0.0
71°	384.0	145.5	25.4	15.0	12.2	10.3	7.5	5.6	2.8	0.0	0.0
72.5°	219.7	90.1	19.7	11.3	9.4	7.5	5.6	3.8	2.8	0.0	0.0
75°	95.8	46.0	12.2	8.5	6.6	4.7	3.8	2.8	0.9	0.0	0.0
77.5°	48.8	25.4	8.5	6.6	3.8	2.8	1.9	0.9	0.0	0.0	0.0
80°	27.2	13.1	5.6	3.8	2.8	1.9	0.9	0.9	0.0	0.0	0.0
82.5°	15.0	7.5	2.8	1.9	0.9	0.0	0.0	0.0	0.0	0.0	0.0
85°	9.4	4.7	0.9	0.0	0.0	0.0	0.0	0.0	0.0	0.0	0.0
87.5°	4.7	1.9	0.0	0.0	0.0	0.0	0.9	0.9	0.0	0.0	0.0
90°	0.0	0.0	0.0	0.0	0.0	0.0	0.0	0.0	0.0	0.0	0.0

(END OF REPORT)